









# WYNN DRESSER

*Assembly instructions:*

**PART LISTS**

NO.	DESCRIPTION	IMAGE	Q'TY
P1	DRESSER TOP		2PCS
P2	LEGS		4PCS
P3	CENTER LEG		1PC

**HARDWARE LISTS**

NO.	DESCRIPTION	IMAGE	Q'TY
H1	BOLT 5/16" X20 mm		10PCS
H2	METAL PLATE		4PCS
H3	ALLEN KEY		1PC
H4	TIPPING RESTRAINT		1SET
H5	PHILIP SCREW		NOT PROVIDE

*NOTE:* PO# is located underneath/ inside of each item. Please be prepared to provide this # should any claim be necessary.

*CAUTION:* Item is heavy assembly should be performed by two people.

Estimate assenbly time:6.5 minutes

