





WYNN PULL OUT TABLE

Assembly instructions:

PART LISTS

NO.	DESCRIPTION	IMAGE	Q'TY
P1	TABLE TOP		1PC
P2	METAL BASE		1PC
P3	METAL BASE SIDE		2PCS
P4	METAL BASE FRONT		1PC

HARDWARE LISTS

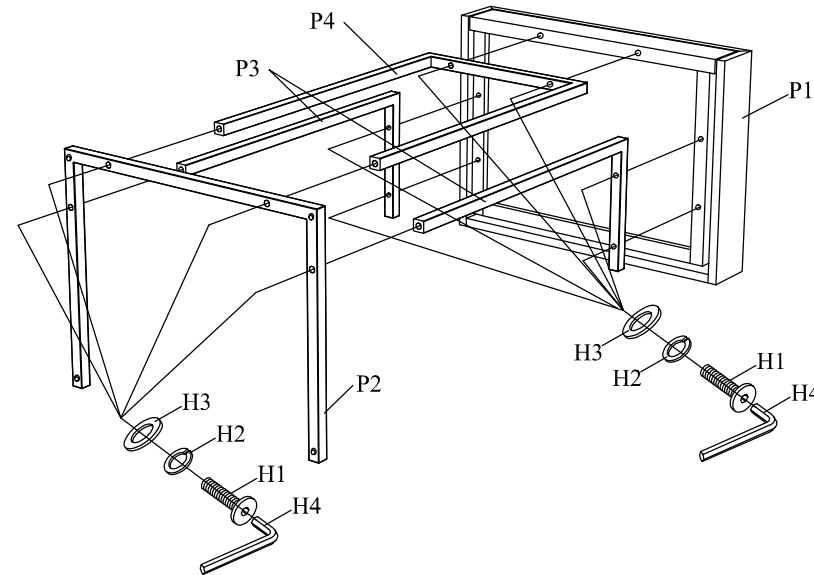
NO.	DESCRIPTION	IMAGE	Q'TY
H1	BOLT		10PCS
H2	SPRING WASHER 1/4"		10PCS
H3	FLAT WASHER 1/4"		10PCS
H4	ALLEN KEY		1PC

NOTE: PO# is located underneath/ inside of each item. Please be prepared to provide this # should any claim be necessary.

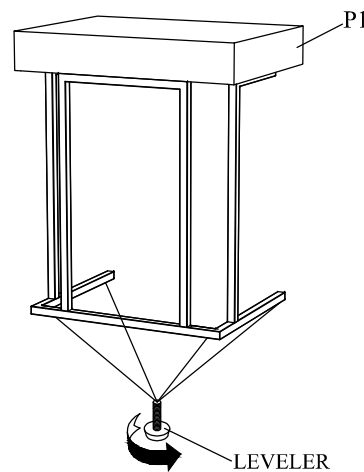
CAUTION: Item is heavy assembly should be performed by two people.

Estimate assenbly time:5 minutes


1



2



3



ASSEMBLY COMPLETED