



MONTEREY DINING TABLE





Assembly instructions:

1

PARTS LIST

No.	DESCRIPTION	IMAGE	QTY
P1	TABLE TOP		1
P2	LEG		2

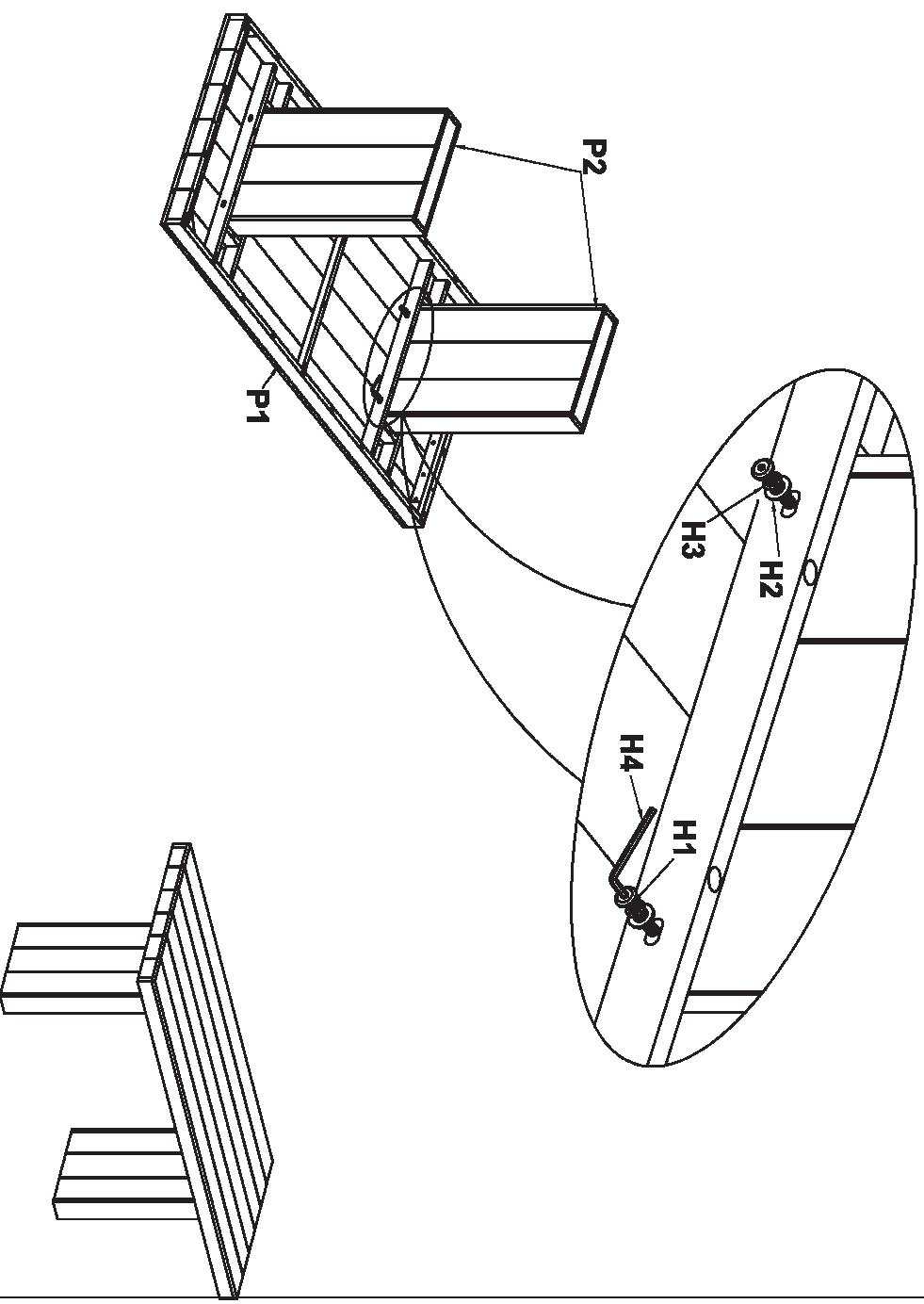
HARDWARE LIST

No.	DESCRIPTION	IMAGE	QTY
H1	BOLT Ø8x60		8
H2	FLAT WASHER Ø8x22		8
H3	SPRING WASHER Ø8x15		8
H4	ALLEN KEY		1

NOTE: PO# is located underneath/ inside of each item. Please be prepared to provide this # should any claim be necessary.

CAUTION: Item is heavy assembly should be performed by two people.

Estimate assembly time: 4,5 minutes



ASSEMBLY COMPLETED